


# C3-series IP-based Door Access Control Panel



C3-400

C3-200

C3-100



## Choice of Readers

Support full range of card readers. ZK KR-Series readers are stylish and waterproof. C3 supports any wiegand-output reader, including HID Prox, iClass, and XceedID Multi-Technology.



## Communication

C3 controllers can be installed easily on your network and support both TCP/IP and RS-485 communications. Auto-discovery tool allows setting and modification of network parameters directly and easily.



## Lowest Total Cost of Ownership

Save cost. C3 controller firmwares can be upgraded without any advanced tools. New features can extend and expand the value of your investment.



## Capacity

Support up to 30,000 badge users and store up to 100,000 events and transactions. Data is preserved if power is lost. Controller continues to operate if network connection is interrupted.



## More than Door Control

Access additional control and interface. After programming, auxiliary relays can be functioned as lights, alarms and intrusion detection panels. Extra locking devices or gate controllers can be accessed.



## Options

C3 controllers come in 3 sizes to suit project needs and reduce the cost of unused capacity. 1-door, 2-door, and 4-door models can be mixed and matched in an optimized system architecture, devices or gate controllers.



## Built-In Advanced Access Control

Anti-Passback, First-Card Opening, Multi-Card Opening, Duress Password Entry, and Auxiliary Input/ Output linkages are built into controller firmware.



## For Software Developers

Free SDK is available for integrators and OEMs to integrate the C3 controller with their or existing security or personnel management applications. Upon request, ZK can customize C3 firmware to meet any customer requirements.

# Optional Accessories



FR1200



ZK4500



CR20E/M



RFID Reader



Exit Button



Power Supply



Electric Lock



RS232 485



Alarm



Sensor

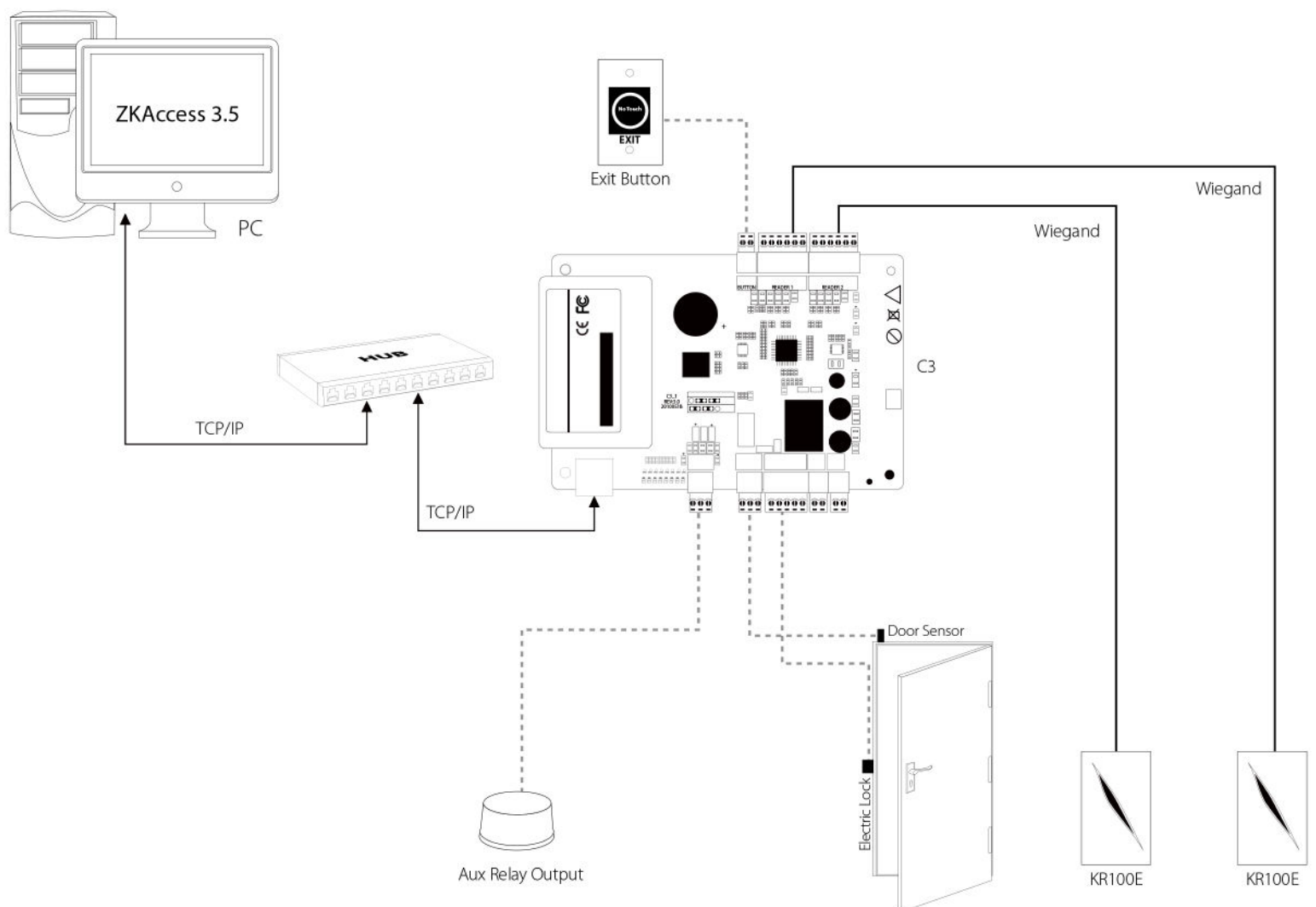



Prox Card



Key Fob

# Typical Installation



	Item	Description	Quantity
C3-100/200/400 Package B	C3-100/200/400	Control Panel	1 ea
	Case01	Metal Case	1 ea
	ZKPSM030B	Power Supply, DC12V/3A, Available to Charge for BAttery Back-Up	1 ea
	FR107	Diode for Lock	1 ea
	Key	Key for Metal Case	2 ea
	ZKAccess CD	Access Software for Control Panel, User Manual	1 ea
	Gross Weight	3.35-3.55kg	
	Dimensions	345(L)×70(H)×280(W)mm	

## Specifications

	C3-100	C3-200	C3-400
Number of Doors Controlled	1 Door	2 Door	4 Door
Number of Readers Supported	2	4	4
Types of Readers Supported	26-bit Wiegand, others upon request	26-bit Wiegand, others upon request	26-bit Wiegand, others upon request
Number of Inputs	2 (Exit Device and Door Status)	6 (2 Exit Device, 2 Door Status, 2 AUX)	12 (4 Exit Device, 4 Door Status, 4 AUX)
Number of Outputs	2 (1-From C Relay for Lock and 1-Form C Relay for Aux Output)	4 (2-From C Relay for Lock and 2-Form C Relay for Aux Output)	8 (4-Form C Relay for Lock and 4-Form C Relay for Aux Output)
Card Holders Capacity	30,000	30,000	30,000
Log Events Capacity	100,000	100,000	100,000
Weight	7.4lbs (3.35kg)	7.5lbs (3.4kg)	7.8lbs (3.55kg)
Communication	TCP/IP and RS-485	TCP/IP and RS-485	TCP/IP and RS-485
Enclosure	Powder Coated Aluminium	Powder Coated Aluminium	Powder Coated Aluminium
Mounting	Wall Mount	Wall Mount	Wall Mount
Recommended Power Supply	12V DC, 1.5A	12V DC, 1.5A	12V DC, 1.5A
Dimensions (Bundle Only)	15in.×3.15in.×11in. 380mm(L) X 80mm(W) X 280mm(H)	15in.×3.15in.×11in. 380mm(L)×80mm(W)×280mm(H)	15in.×3.15in.×11in. 380mm(L)×80mm(W)×280mm(H)
Dimensions ( Board Only)	6.3in.×4.17in. (160mm×106mm)	6.3in.×4.17in. (160mm×106mm)	6.3in.×4.17in. (160mm×106mm)