

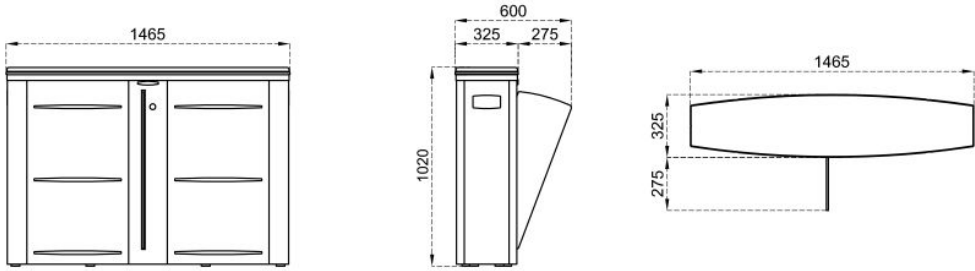


Technical Features

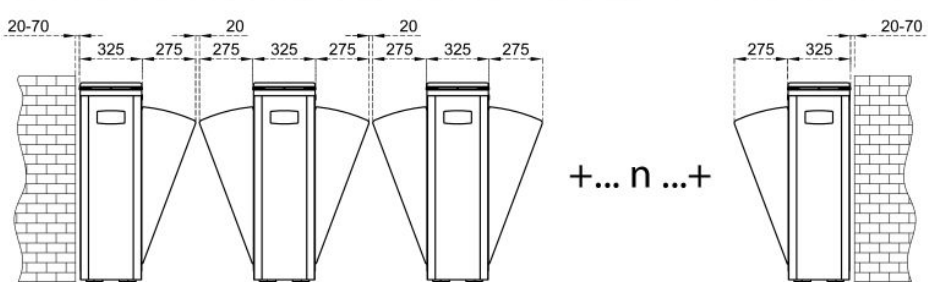
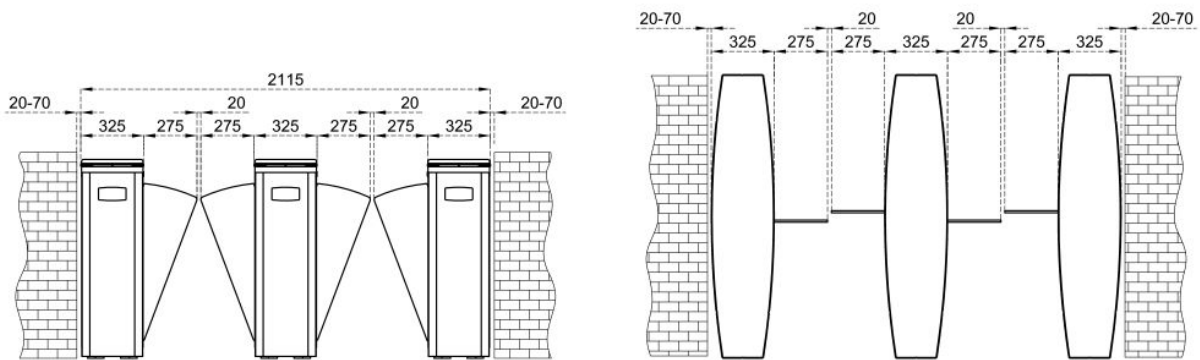
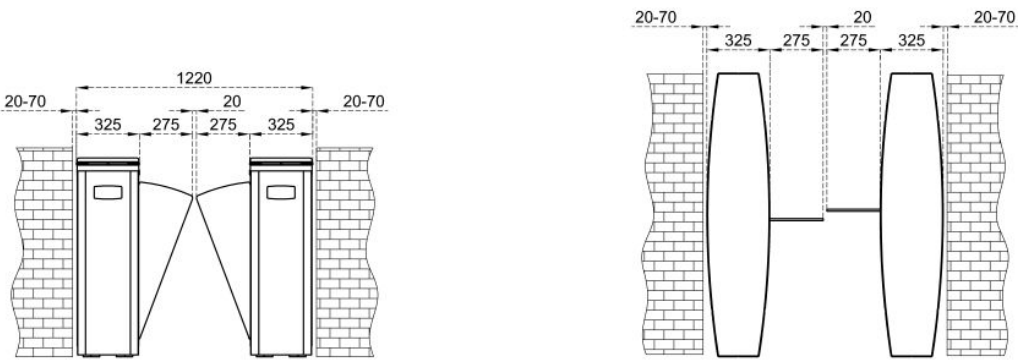
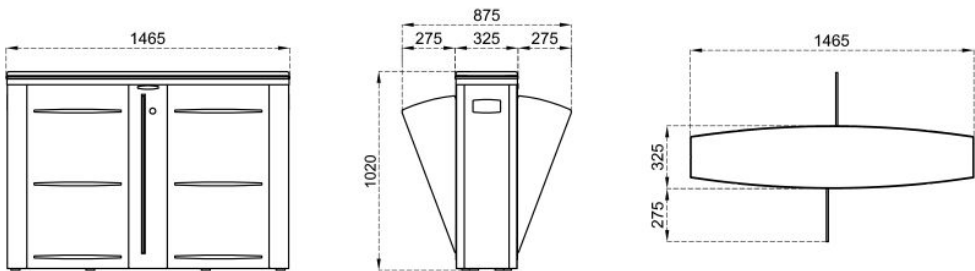
Place of Use	Indoors.	
Operating Temperature, Humidity	-20°C/+68°C (opt. -50°C with heater positive), RH %95 non-condensing.	
Operating Intensity	%100, 7/24 use.	
Material Specifications	Body	304 grade (opt. 316 grade) satine brushed stainless steel.
	Top Lid	10 mm black tempered glass (opt. other materials), choice of top lid hollowed for surface mounted access control device is also available.
	Wings	RGB LED illuminated 10 mm tempered glass.
Indicators	Side Status / Direction Indicators : DOT MATRIX LED, standard. Passage Indicator : RGB LED under top lid and wings standard (opt. sliding asteroid animated LED indicators on top lid).	
Power	Operating Voltage : 110/220V AC 50/60 Hz. (±%10), 24V DC. Consumption (single) : 5W at stand-by, max ~51W Consumption (center) : 10W at stand-by, max ~51+51W (varies according to the options and accessories used)	
Operating Modes	System operates bi-directionally (entry-exit). Operation modes can be changed through dip switch, PC and/or android app. Entry - exit controlled Entry - exit free Entry controlled, exit free Exit controlled, entry free	
Operating System	Electromechanical motorised system with electronic torque and sensor controls that provides wing movement retracting inside the body for rapid passages. A passage lane consists of min. 2 pieces of single units facing each other. Electromechanical motorized wings are closed at stand-by (opt. open). Person requests authorisation from the access control device (3rd party device) connected to the gate's entry system. Upon authorisation, wings open, passage of the person is monitored by the multi-sensors along the passageway and wings close upon completion of the passage. In case of subsequent access authorisations, wings keep open until the last person completes his passage and then close. Wings do not move and do not harm the person in case the person is between the wings thanks to the ATS sensors. In addition, electronic torque control system is continuously active during closing of the wings. Systems generates audio/visual alarm in case of tailgating or illegal passage attempts. System message codes can be monitored from the internal diagnostic screen.	
Control System	All functions, parameters and operating modes can be changed through the control board (microprocessor controlled). All inputs are opto-coupler protected. Controllable by dry contact (ground control). Compatible with all kinds of access control device. Optional RS232, RS485 or TCP/IP module is available.	
Flow Rate	Wing opening / closing time : ~0,8 sec. Free passage mode : ~60 pass/min. Nominal : ~30 pass/min. (passage rate can change depending on the access control system utilized)	
Emergency Mode	Wings provide a free passageway by automatically retracting inside the body (fail safe). Works compatible with fire warning and similar systems. At the end of an emergency situation, system returns to its normal operating mode.	
Power-off Situation	Wings provide a free passageway by automatically retracting inside the body through internal battery (fail safe).	
Weight	Single : ~110 kg Center : ~125 kg	
Optional Features and Accessories	Wireless remote control (receiver-transmitter), manual control, coin slot and coin box, single/multiple intelligent coin/token slot and box, heater positive, top lid weight sensor, bottom plate, battery back-up, 316 grade stainless steel, RS232-RS485-TCP/IP modules, sliding asteroid animated LED indicator, different outer body materials (mirror black, bronze, etc), motorized card collector unit and card collection box, different top lid materials (stainless steel, natural granite, etc.).	

Dimensions (mm)

HG 01-S : SINGLE UNIT (LEFT or RIGHT)



HG 01-C : CENTER UNIT



TD-1302-0028(5) Y.T.30.03.2022